



Mod.880 M

EN 13241-1



(89/106/CE)



USA GLISANTA PENTRU TEMPERATURI POZITIVE

CU GROSIMEA FOII 90 mm



SLIDING DOOR FOR POSITIVE TEMPERATURE

WITH 90 mm THICK WING

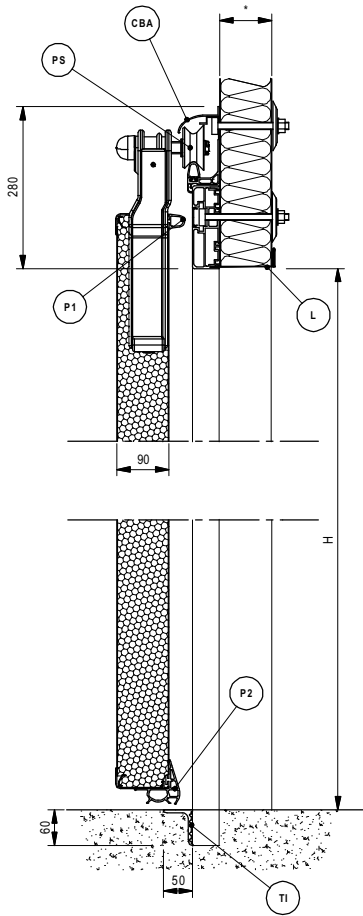


PORTE COULISSANTE POUR TEMPERATURE POSITIVE

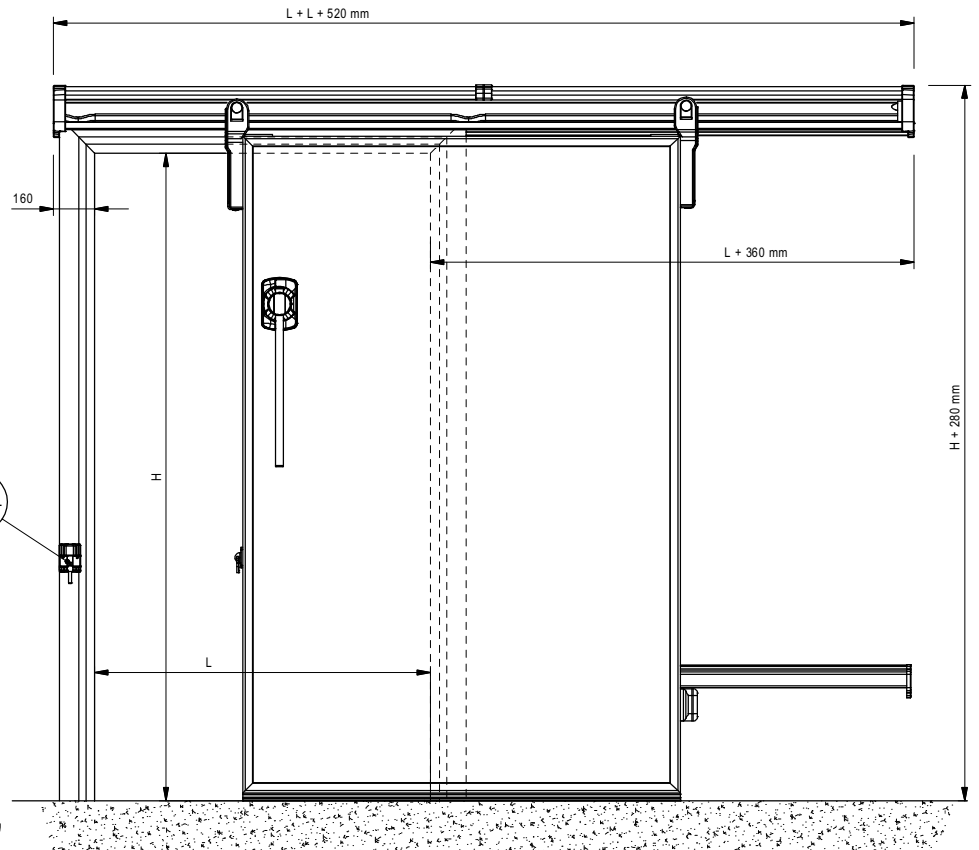
AVEC VANTAIL DE 90 mm D'ÉPAISSEUR

MIV INSULATING SYSTEMS s.r.l.

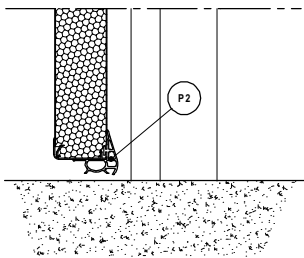
Depozitarea tehnicii și rezervă dreptul de a modifica produsul fără notificare prealabilă. Schițele, dimensiunile, pozăle din broșura sunt doar pentru informare generală și nu reprezintă elemente de elaborare a proiectelor.
 Technical Department reserves the authorization to improve its products without notice. Drawings, dimensions, photos, on advertising depictions represent only general indication and not specific requirements to make projects.
 Le bureau Technique se réserve le droit de modifier le produit sans préavis. Plan, dimension, et photos sur les documents de publicités doit être considéré à titre indicatif et donc non lié à l'élaboration d'une projet définitive.



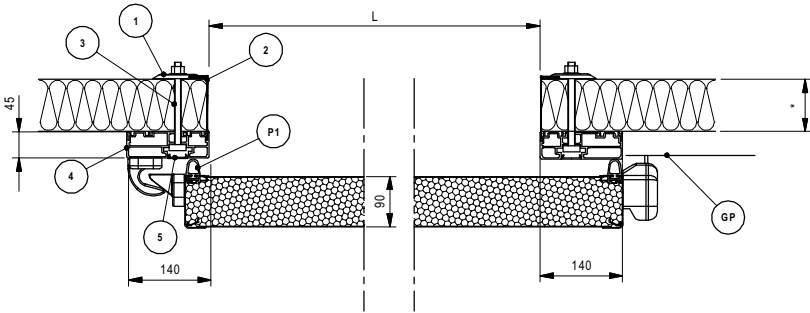
"FP"



- | | | |
|------------------------|-------------------------|-----------------------------|
| 1 Saiba | 1 Washer | 1 Rondelle |
| 2 Tabla de acoperire** | 2 Bended metal sheet ** | 2 Tole d'habillage ** |
| 3 Tirant din nylon | 3 Nylon tensiod rods | 3 Tige de fixation en nylon |
| 4 Cadru din PVC | 4 PVC flate frame | 4 Bati plat en PVC |
| 5 Capac cadru | 5 Frame cover | 5 Bouchon du bati |



"SS"



	CARACTERISTICI TEHNICE		TECHNICAL FEATURES		CARACTERISTIQUES TECHNIQUES
*	Panou prefabricat de grosime variabila	*	Prefabricated panel	*	Paroi prefabbriquée
P1	Garnitura perimetrala	P1	Perimetral gasket	P1	Joint perimetral
P2	Garnitura inferioara	P2	Lower gasket	P2	Joint inferieur au sol
TI	Prag din aluminiu	TI	Threshold	TI	Seuil en aluminium
GP	Ghidaj posterior din aluminiu	GP	Rear runner in aluminium profile	GP	Guide postérieur en aluminium anodisé
CBA	Protectie sina din aluminiu	CBA	Aluminium track cover	CBA	Chace-rail en aluminium anodisé
FP	Prag de trecere la acelasi nivel	FP	Threshold for same level floor	FP	Seuil à fil sol
SS	Fara prag	SS	Without threshold	SS	Sans seuil
PS	Role pentru glisare	PS	Sliding wheels	PS	Puiles de roulement